



**INSTALLATION, SERVICE AND MAINTENANCE  
INSTRUCTIONS**

**ANNEX FOR THE EC ATEX MARKED EQUIPMENT  
UNDER DIRECTIVE 2014/34/EU:**

**Horizontal Blender MIXBLEND Ex**

The contents of this Annex complement the information included in the instructions manual. The instructions of this Annex must be observed whenever equipment marked under Directive 2014/34/EU is used.



# EU Declaration of Conformity

We,

**INOXPA, S.A.U.**

Telers, 60

17820 – Banyoles (Girona)

Hereby declare under our sole responsibility that the machine

## **HORIZONTAL BLENDER MIXBLEND**

Designation

**MB**

Type

**MB-XX** <sup>(1)</sup>

From serial number **IXXXXXXXXXX** to **IXXXXXXXXXX** <sup>(1)</sup>

Is in compliance with applicable provisions of the following directive:

### **Directive ATEX 2014/34/EU**

Applicable harmonized standards:

**EN ISO 80079-36:2016**

**EN ISO 80079-37:2016**

**EN 1127-1:2019**

**EN 13237:2012**



**EN15198:2007**

**EN IEC 60079-0:2018**

This Declaration of Conformity covers equipment with the following ATEX marking:

 II 2G Ex h IIB T4...T3 Gb

 II 2D Ex h IIIB T130 °C...T154 °C Db

 II 2G Ex h IIB T4...T3 Gb  
 II 2D Ex h IIIB T130 °C...T154 °C Db

<sup>(1)</sup> Where X is a numeric character

The technical documentation referenced 13719729-775659 is on file with the notified body LABORATOIRE CENTRAL DES INDUSTRIES ELECTRIQUES (LCIE), 33, Av. du Général Leclerc BP 8, 92266 Fontenay-aux-Roses, France. Reference num. 0081.

The person authorized to compile the technical documentation is the signer of this document.

Banyoles, 2023

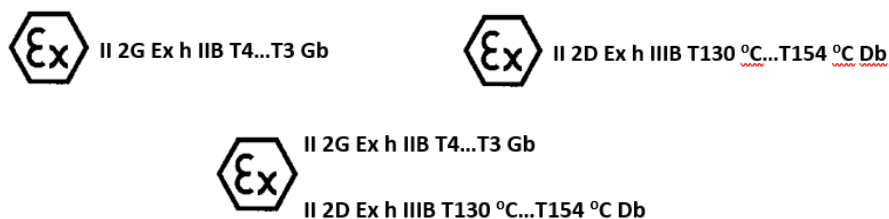


David Reyro Brunet  
*Technical Office Manager*

<sup>(1)</sup> Where X is a numeric character

## 1. BLENDER IDENTIFICATION

The shipment should be checked in accordance with the instructions included in the manual. Also, the EC ATEX mark inscribed on the manufacturer's plate should be checked in order to verify that it matches the requirements of the order.



CE ATEX mark inscribed on the manufacturer's plate.

If the equipment mark does not correspond to the order, INOXPA should be immediately informed of the situation.

The temperature class and the maximum surface temperature depend on the temperature of the product to be pumped and the ambient temperature.

### Temperature class for explosive gas atmospheres

Temperature class	Product temperature (cleaning or in process)	Room temperature
T3	Will be T3 if SIP temperature $\leq 140$ °C	-20 °C to +40 °C
T4	Will be T4 if product temperature $\leq 65$ °C	-20 °C to +40 °C

### Maximum surface temperature for explosive dust atmospheres

Maximum surface temperature	Product temperature (cleaning or in process)	Room temperature
T140 °C	Will be T140 °C if SIP temperature $\leq 140$ °C	-20 °C to +40 °C
T125 °C	Will be T125 °C if product temperature $\leq 65$ °C	-20 °C to +40 °C

### Notations

- The SIP cleaning process must be carried out with the pump stopped.
- For explosive dust atmospheres, take into account the temperature limitations indicated in Standard EN 60079-14:2014: the maximum temperature of the equipment surface must not exceed 2/3 of the minimum ignition temperature in °C of the dust-air mixture in question:  
 $T_{max} \leq 2/3 \text{ TCL}$   
 where TCL is the minimum ignition temperature of the explosive dust atmosphere.
- For explosive dust atmospheres, take into account the dust layer thickness limitations indicated in Standard EN 60079-14:2014: when the equipment is not marked with a dust layer thickness as part of the T classification, it is You must apply a safety factor taking into account the thickness of the dust layer as:  
up to 5 mm thick:  
 The maximum surface temperature of the equipment must not exceed a value of 75 °C below the minimum ignition temperature for the 5 mm thick layer of the dust in question:  
 $T_{max} \leq T5 \text{ mm} - 75 \text{ °C}$

where T5 mm is the minimum ignition temperature of the 5 mm dust layer.

## 2. EXPECTED USE

The following information must be taken into account in order to ensure correct operation of our equipment. Any non-fulfillment of the instructions may result in a risk for the operators, the environment, the machine and the installation, and may result in the loss of your right to claim damages. This failure to comply with the instructions may cause the following risks (in addition to those already indicated in the manual):

- creation of explosive atmospheres and the risk of explosion.

Any guarantee will be cancelled immediately and as a matter of law and, in addition, we shall be compensated for any claim of civil liability presented by third parties, if (in addition to the conditions already indicated in the manual):

- the material has been misused or has not been used according to the operating conditions in the classified area, operating in a different classified area, temperature or pressure conditions, and/or with a different substance.

When the equipment is expected to be used and operated, the generally accepted safety rules, national and international regulations, and stipulations must also be taken into account. Appropriate measures must be taken to prevent accidental operation or unauthorized interference.

- This equipment has been classified in accordance with ATEX Directive 2014/34/EU and is designed to be used in a plant with a potentially explosive atmosphere. This equipment may not be commissioned until it has been determined that the plant is also compliant with the ATEX Directive and its operation complies with Directive 1999/92/EC.
- The equipment must be used as described in the respective technical and data sheets, and the information on the equipment label must also be taken into account. The markings on the equipment label, in conjunction with the Declaration of Conformity, indicate the area where the equipment will be used in potentially explosive atmospheres.
- During installation, maintenance, and repair work, the relevant national and international (e.g. EC stipulations) stipulations must be observed as protection from explosions.
- If any failure occurs during operation, use only original spare parts. Obviously, the damaged parts must not be reused and must be replaced.
- If the operators reuse accessories or make any modifications to the equipment, they must be subject to a further evaluation and ignition risk classification according to Directive 2014/34/EU and must consequently receive new classification. The equipment label attached by INOXPA and the Declaration of Conformity will no longer be valid. The plant operator shall bear the responsibility for this new classification and modification.

## 3. SPECIAL CONDITIONS FOR SAFE USE

- The equipment can only be used if its materials (in operating conditions) are resistant to mechanical and/or chemical wear or corrosion ensuring that the explosion protection is always guaranteed.
- Ensure electrical continuity between the equipment and the installation and an earth connection of the installation.
- The Mixblend must only be assembled and disassembled by qualified staff, taking into account that it is necessary to adopt safe-work permits when working in a potentially explosive atmosphere.
- The operator must ensure that the limits of the operating conditions in explosive atmospheres are not exceeded. This equipment was selected according to the operating conditions specified by the user. Therefore, INOXPA disclaims liability for any damage caused by the use of the equipment under conditions other than those set forth in the order sheet.
- The fittings or parts used for the assembly of the equipment must comply with the explosion protection requirements.
- The warnings on the equipment must be observed.
- For explanations regarding the special Ex markings or the product label, please, refer to the Declaration of Conformity.
- In case that the any components are not supplied by INOXPA, this should comply with the specifications of ATEX Directive 2014/34/EU and all the supplier's specifications should be observed at all times.
- In case of painting the parts of the equipment (except drive), the type of paint to be used must be conductive, dissipative or antistatic insulating, so that no accumulation of charges occurs or, if yes, these are controlled (paint must have a surface resistivity  $\leq 1 \text{ Gohm}$ ).